































2  
-3

4

/

5

6

7

8

9

10

11

12

1

2

3


2017 3

2018 3











2017 3

4

5

6

7

8

9

10


11

12

1

2

3










## Market Trend in Overseas Cutout Value Prices









Source Agriculture & Livestock Industries Corporation

Notes:1.Bone in cuts equivalent

2.Figures for stocks are estimated by ALIC

3.The production quantity and the estimated marketing quantity on the domestic one are made public only until February,2010.

FY2017/3





141-6014

2 1 1