

2020 February, 2020 Market Trends

NH Foods Ltd.
March, 25, 2020

Production and Imports



Uruguay cattle prices, 380kg

/100
US \$/lwt


Comparison with the previous year	Comparison with The previous month
21.3	-2.5


79,799	81,864	76,226	85,016	72,606	87,222	71,602	74,536	78,970	60,728	61,721	71,266	901,557
28,315												

Beef

Source


The table consists of 10 horizontal rows, each filled with a solid yellow color. These rows are positioned below the 'Source' header and are currently empty of any text or data.





Hams and Sausages

FY2018/3



Source

